

BEFORE YOU TEST:

Information for students preparing to take the HESI A2 admission assessment

- Step 1: Schedule to take the HESI A2 at the LMC Napier Assessment center by going to <https://www.lakemichigancollege.edu/assessment/out-of-class-testing>

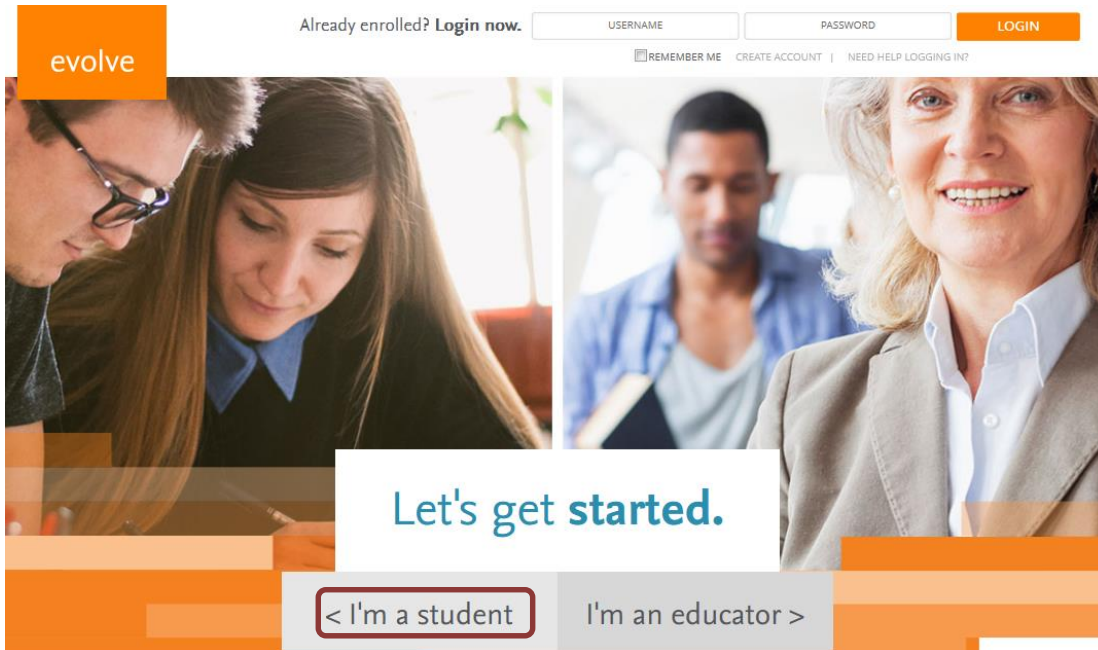
note-The HESI A2 is only being offered at the Napier Assessment center. Students must register for the exam at least **TWO WEEKS** in advance.

- Step 2: Create an Evolve account: See screen shots below for "Registering for HESI Testing & Remediation Resources"
- Step 3: Once you have created an Evolve account, call the Assessment Center at: (269) 927-6173 to obtain a payment ID code for the HESI A2. Once you have received the payment code, login to your Evolve account, select ***HESI Assessment-Student access>Payments***. Enter your payment ID code and billing information. The cost is approximately \$50. After payment confirmation, a proof of payment statement will be displayed and stored in your account under ***Payment History***.
- Step 4: PREPARE!-There are many resources you can use to study for the HESI A2. LMC students are **ONLY** required to take the Reading Comprehension, Grammar, Vocabulary, and Critical Thinking portions of the exam. Please focus your studies on these areas. The LMC library has copies of 500 evolve reach (HESI) A2 questions to know by test day can be checked out and used to prepare. You can also purchase the HESI study guide at: <https://evolve.elsevier.com/cs/product/9780323431132?role=student>
Other free online resources such as: <http://www.mometrix.com/academy/hesi-a2-test/> can be used.
- Step 5: Take the exam: Report to the Napier Assessment Center, room B-200, 15 minutes before your scheduled testing time. Students must present a photo ID to test; acceptable forms include passports, drivers' licenses, or student ID cards. Once you have checked in and logged in to the exam, you will have access to the entire HESI A2 exam, but you only need to take the Reading Comprehension, Grammar, Vocabulary, and Critical Thinking portions of the exam. The exam is not timed, but it may take you approximately 3 hours to complete the exam.
- How do I pass? Students must score a total composite score of at least 75 in order to pass and be eligible for the Nursing Program. Students will be able to see their score immediately after completing the exam. There is no minimum score required for the Critical Thinking exam. The score on this may be used to enhance your nursing application score.

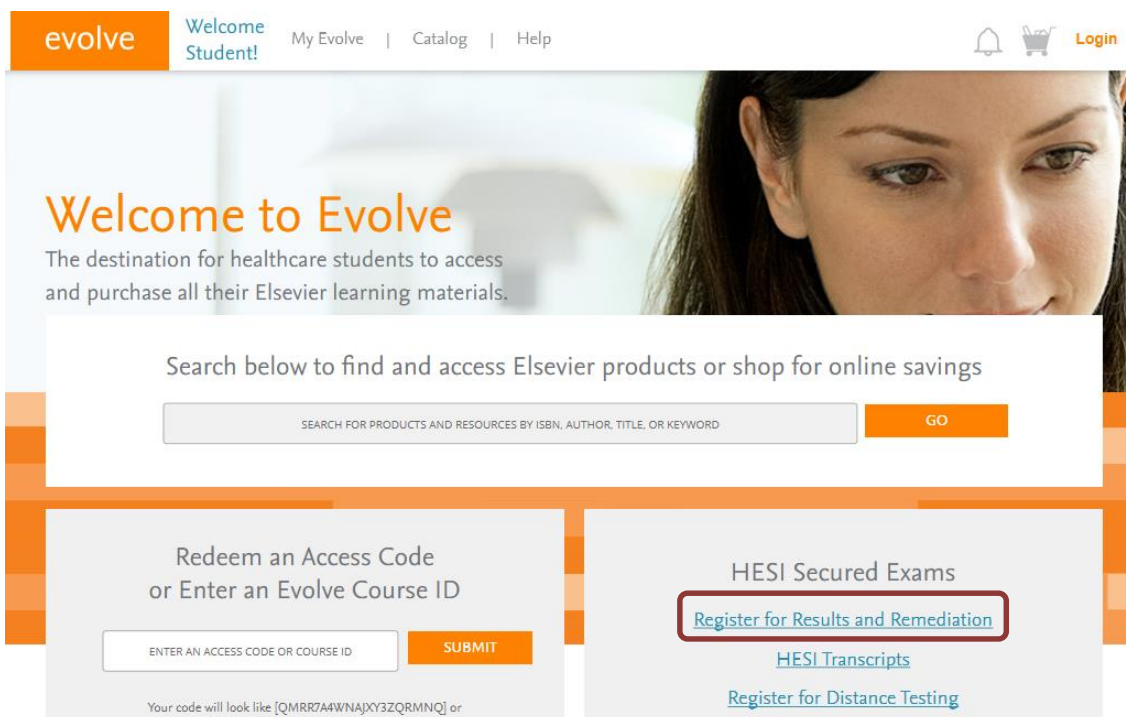
- Can I retake the exam? If you do not achieve an overall composite score of 75 for the three sections (Reading Comprehension, Grammar, and Vocabulary) you may have ONE opportunity to retake the **entire** exam. Even if a student scores >75 on a subtest (such as Grammar) but does not achieve an overall composite score of 75, they must take the entire exam over. We recommend that you wait at least 60 days before retaking the exam. Students will be required to pay the full fee (approximately \$50) to retake the exam. Students will need to follow the procedure above to register for the second HESI A2. If you do not pass the second HESI A2, you are ineligible for admission into the nursing program. If you are not successful on two attempts to take the HESI A2, please contact the nursing department (nursing@lakemichigancollege.edu) to determine possible options for eligibility into the nursing program in the future.
- What if I passed the HESI A2 in the past but did not get into the nursing program, do I have to take it again? HESI A2 exam scores taken at LMC are valid for 5 years from the date they were taken. If a student took the HESI A2 at another institution, they must take it again at LMC for admission into the nursing program.
- Anything else I should know? Upon request, students with disabilities, with documentation on file in the Student Outreach and Support Services Office, will be provided special testing accommodations. Please contact the Assessment Center to confirm accommodations once you have made your testing appointment. Students may request disability-related test accommodations through the Student Outreach and Support Services Office at (269) 927-8866.
- Questions? If you have questions about the testing process or the exam, please contact:
 - Kathleen Szymanski, Nursing Program Director, at: nursing@lakemichigancollege.edu or 269-927-8864
 - Assessment Center at: (269) 927-6173 or assessmentcenter@lakemichigancollege.edu

Registering for HESI Testing & Remediation Resources

- Go to <https://evolve.elsevier.com/> and click **I'm a student**.



- Click **Register for Results and Remediation**.



- On the right side of the page, click **Register for this Now**.



HESI Assessment

HESI Registration

By HESI


Registering for HESI is required to take an exam, access reports and remediation, register for distance testing exams, and make exam and package payments.

To add HESI Student Access to your new or existing Evolve Account, click the "Register" button.

If you have already registered for HESI, your scoring results and remediation can be accessed by logging in to Evolve.

 **REGISTER**
FOR THIS NOW

- Click **Redeem/Checkout**.

 **MY CART**

	Quantity	Price	
 <p>HESI Registration HESI HESI Assessment ISBN: 9781455728916 2012 \$0.00</p>	1	\$0.00	Delete

[< CONTINUE SHOPPING](#)

Enter your promotion code:

Discount/Promotion: \$0.00

SUBTOTAL: \$0.00

REDEEM/CHECKOUT >

- If you have an existing Evolve account, enter your login details on the right and click **Login**. If you do not have an account, fill in the form on the left and click **Continue**.

New to Evolve? Create an account!

Tell us about you:

<input type="text" value="First Name"/>	<input type="text" value="Last Name"/>
<input type="text" value="Email Address"/>	<input type="text" value="Confirm Email"/>
<input type="text" value="Password"/>	<input type="text" value="Confirm Password"/>

Must be at least 7 characters

Tell us about your institution:

I'm not affiliated with an institution

<input type="text" value="Institution Country"/>	<input type="text" value="Institution State"/>	<input type="text" value="City"/>
<input type="text" value="Institution Name"/>		
<input type="text" value="Program Type"/>	<input type="text" value="Year of Graduation"/>	<input type="text" value="Student ID (optional)"/>

Stay connected! Be the first to know about new publications, products and exclusive offers.
 YES, I wish to receive special offers and promotions from Elsevier Inc. about relevant products or services.

CONTINUE

Have an account?

Remember Me

[Need help logging in?](#)

LOGIN

- Next, read the Registered User Agreement. Click the box next to **Yes, I accept the Registered User Agreement** and then **Submit** in the bottom right corner.

 **MY CART** **1. REVIEW & SUBMIT** 2. CONFIRMATION

	Quantity	Price	
<div style="display: flex; align-items: flex-start;">  <div> <p>HESI Registration</p> <p>HESI</p> <p>HESI Assessment</p> <p>ISBN: 9781455728916 2012</p> <p>\$0.00</p> </div> </div>	1	\$0.00	Delete



Enter your promotion code: **APPLY**

Yes, I accept the Registered User Agreement.

Discount/Promotion: \$0.00
 Estimated Tax (0.00%): \$0.00
TOTAL: \$0.00

SUBMIT >

- When the confirmation screen is displayed, click the My Evolve link at the top of the page.

 MY CART  1. REVIEW & SUBMIT 2. CONFIRMATION



HESI Registration
HESI
HESI Assessment
ISBN: 9781455728916 | 2012
\$0.00

Quantity	Price
1	\$0.00




Order Number
5414101


You are now registered for a student HESI account. You can access your log in credentials by clicking My Account and selecting Account Settings. When you return to My Evolve you will see a HESI Assessment section in your Content List. Click the link for "Student Access" to get started.

Promotion code used: 08155


- The link to your HESI Assessment Student Access will be listed on the My Evolve page.

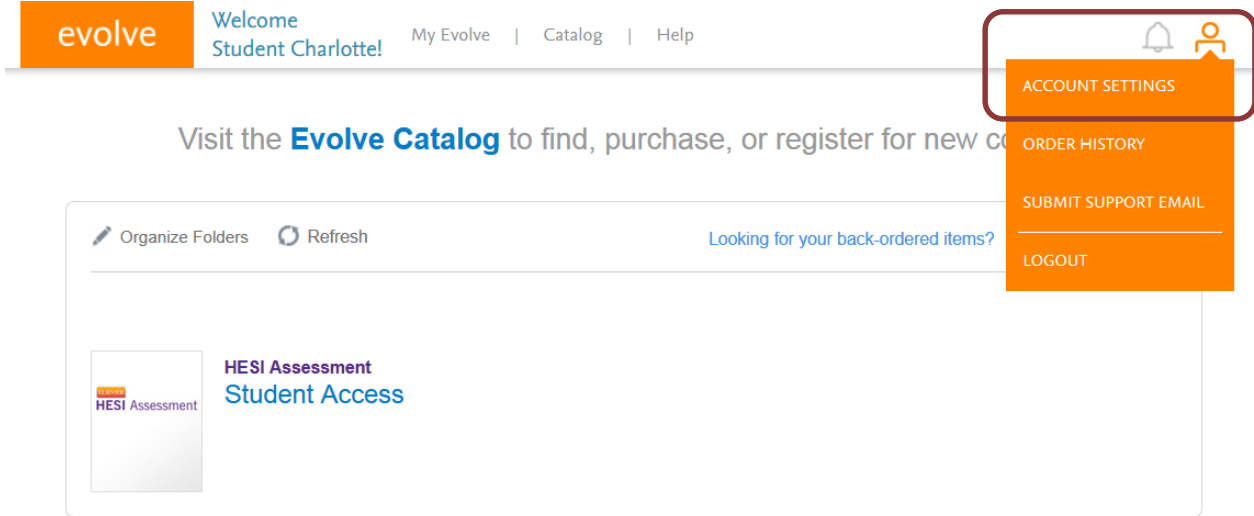
Visit the [Evolve Catalog](#) to find, purchase, or register for new content!

 Organize Folders  Refresh [Looking for your back-ordered items?](#)  Show Folders

 **HESI Assessment Student Access**

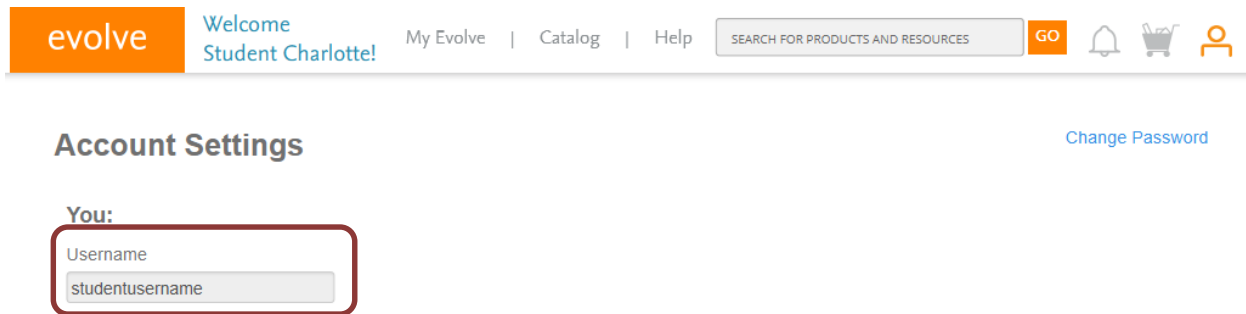
- If you have registered a new account, an e-mail containing your username and password, will be sent to the email address entered on the Personal Information screen. To access this information

on Evolve, click the  icon and select **Account Settings**.



The screenshot shows the top navigation bar of the Evolve website. On the left is the 'evolve' logo. To its right is the text 'Welcome Student Charlotte!' followed by navigation links: 'My Evolve | Catalog | Help'. On the far right, there are icons for a notification bell and a user profile. A red box highlights the user profile icon, which has opened a dropdown menu. The menu items are: 'ACCOUNT SETTINGS', 'ORDER HISTORY', 'SUBMIT SUPPORT EMAIL', and 'LOGOUT'. Below the navigation bar, there is a main content area with a search bar and a 'Refresh' button. A banner for 'HESI Assessment Student Access' is visible.

Your username will be listed on the Account Settings page.



The screenshot shows the 'Account Settings' page. At the top left is the 'evolve' logo, followed by 'Welcome Student Charlotte!'. Navigation links 'My Evolve | Catalog | Help' are present. A search bar contains the text 'SEARCH FOR PRODUCTS AND RESOURCES' with a 'GO' button. On the right are icons for a notification bell, a shopping cart, and a user profile. The page title is 'Account Settings' and there is a 'Change Password' link. Under the heading 'You:', there is a 'Username' label and a text input field containing the text 'studentusername'. A red box highlights the 'You:' section.